

Ref.: VGB 4400-001 pas

Rev. : Initial

Date : 17/03/2021

Page : 1/1

# BI-DIRECTIONAL KNIFE GATE VALVE "NON RISING STEM" WITH HANDWHEEL

## VGB 4400-001



### APPLICATION

General use: pulp production, water, water treatment, waste water, wine-producing...

### GENERAL CHARACTERISTICS

Non rising bi-directional tight knife gate valve.  
Function ON/OFF or regulation.  
Between flanges connection according to ISO PN10.  
Mounting only on horizontal pipeline.  
Complete Sealed by nitrile elastomer seat in standard.  
Epoxy coated body RAL 6005, thickness 150 microns.  
Operating by handwheel.

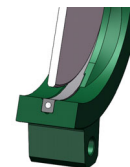
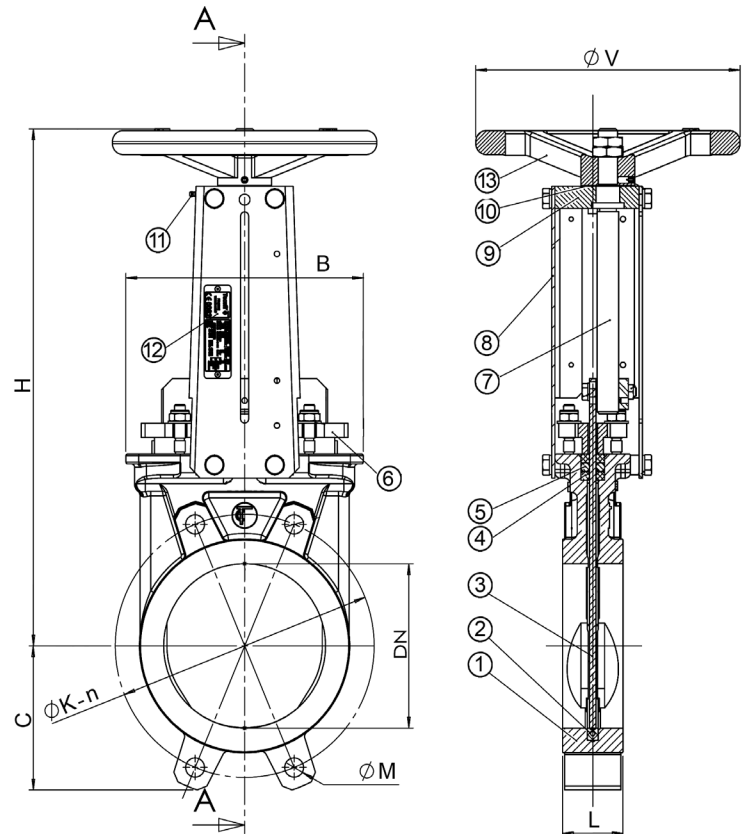
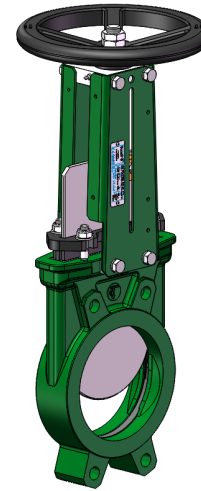
### CONSTRUCTION

13	1	Handwheel	Cast iron EN-GJL-250
12	1	Nameplate	Stainless steel 304
11	1	Lubricator	Stainless steel 304
10	1	Friction washer	Bronze
9	1	Nut support	Bronze
8*	2	Support plate	Steel A45
7	1	Stem	Stainless steel 304
6	1	Gland packing	Ductile iron EN-GJS-500-7
5	2	O ring	NBR
4	4	Packing	PTFE
3	1	Gate	Stainless steel 304
2	1	Seat	NBR
1	1	Body	Ductile iron EN-GJS-500-7
<b>Pos.</b>	<b>Q-ty</b>	<b>Description</b>	<b>Material</b>

\* Pre-shaped parts up to DN300.

### DIMENSIONS

DN		L	B	C	H	ØK	ØV	n	ØM	Weight (kg)
mm	inch									
50	2"	43	126	63	283	125	200	4	4xM16	9
65	2" 1/2	46	140	69	308	145	200	4	4xM16	10
80	3"	46	154	91	333	160	200	8	4xM16	11
100	4"	52	177	104	378	180	200	8	4xM16	14
125	5"	56	198	119	423	210	250	8	4xM16	18
150	6"	56	220	131	474	240	250	8	4xM20	21
200	8"	60	275	158	593	295	310	8	4xM20	34
250	10"	68	326	197	685	350	310	12	8xM20	51
300	12"	78	380	231	792	400	310	12	8xM20	69
350	14"	78	450	257	900	460	500	16	10xM20	123
400	16"	102	510	292	978	515	500	16	10xM24	156
450	18"	114	563	311	1105	500	565	20	14xM24	200
500	20"	127	626	344	1215	500	620	20	14xM24	236



**Bidirectional Tightness**

### WORKING CONDITIONS

Maximum working pressure :  
DN50-250 : 10 bar  
DN300-450 : 7 bar  
DN300 : 4 bar

Maximum working temperature : -10°C / +80°C

### STANDARDS

Face to face dimension according to standard EN558 serie 20.  
Test procedures are established according to standards EN 12266-1, DIN 3230, BS 5154 and ISO 5208. Connections between flanges according to standard EN 1092-2 and DIN 2501 ISO PN10.

**TECOFI France** - 83, Rue Marcel Mérieux 69960 Corbas - FRANCE  
Tél. +33 (0) 4 72 79 05 79 - Fax +33 (0) 4 78 90 19 19 / +33 (0) 4 72 79 05 70  
Adresses e-mail : sales@tecofi.fr ; tecofi@tecofi.fr / Site web : [www.tecofi.fr](http://www.tecofi.fr)