

Ref. : V5240

Rev. : A

Date : 04/01/2017

Page : 1/1

FLANGED CARBON STEEL GATE VALVE WITH BOLTED BONNET 150LBS

V5240



APPLICATION

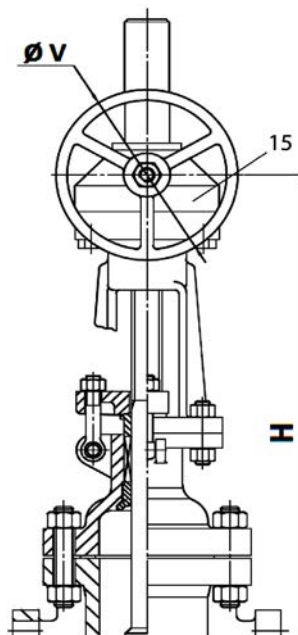
General use: Water distribution, gas oil, steam, petrochemical, petroleum industry, gas.

GENERAL CHARACTERISTICS

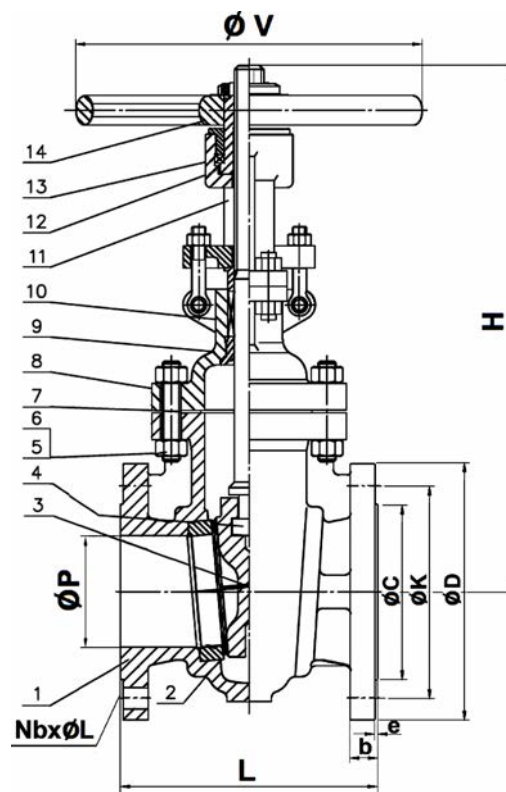
Full bore
Rising, non-rotating stem
Fixed non rising handwheel
Flexible one piece wedge
Flanges R.F. ISO PN20 ANSI 150
Carbon steel body
Bolted bonnet and gland pack
½ stellite (Trim 8 , seat with stellite)
Grey painting RAL 7001 color, 60 µm thickness.
Operating system: handwheel (DN50-350);
gear box with handwheel (DN400).

CONSTRUCTION

15	Gear box	
14	Handwheel	Cast iron
13	Ring	Steel E51100
12	Stem nut	Aluminium + Bronze
11	Yoke	Steel ASTM A216 WCB
10	Packing	Flexible graphite
9	Seal bushing	ASTM A276-420
8	Bonnet	Steel ASTM A216 WCB
7	Bonnet gasket	Stainless steel 304 + graphite
6	Nut	ASTM A194 Gr 2H
5	Tie rod	ASTM A193 Gr B7
4	Stem	ASTM A182 F6a
3	Wedge	Steel ASTM A216 WCB + 13Cr
2	Seat	Steel ASTM A105 + Stellite Gr.6
1	Body	Steel ASTM A216 WCB
Pos.	Description	Material



DN400



DN50-350

DIMENSIONS

DN	L	H (opened)	H (closed)	ØV	ØP	ØC	ØK	ØD	NbxØL	e	b	Weight (kg)	
mm	inch												
50	2"	178	410	355	200	51	92.1	120.7	150	4x19	2	16.3	18
80	3"	203	500	421	240	76	127	152.4	190	4x19	2	19.5	31
100	4"	229	581	479	300	102	157.2	190.5	230	8x19	2	24.3	47
150	6"	267	745	593	350	152	215.9	241.3	280	8x22	2	25.9	79
200	8"	292	971	768	400	203	269.9	298.5	345	8x22	2	29	130
250	10"	330	1160	905	400	254	323.8	362	405	12x26	2	30.6	185
300	12"	356	1376	1071	500	305	381	431.8	485	12x26	2	32.2	283
350	14"	381	1508	1185	600	334	412.8	476.3	535	12x29	2	35.4	330
400	16"	406	1335	1335	460	385	469.9	539.8	595	12x29	2	37	424

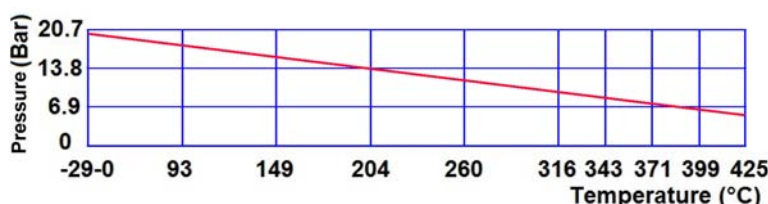
WORKING CONDITIONS

Maximum working pressure : 20 bar.
Maximum working temperature : -29°C/+425°C.

STANDARDS

Fabrication according to ISO 9001 : 2008
DIRECTIVE 97/23/CE
Risk category III Module H
Designing according to API 600
Tests according to API 598
Face to face according to ASME B16.10, table 1 A8 series
Flanges R.F. according to ASME B16.05
ATEX Group II Category 2 G/2D Zone 1 & 21 Zone 2 & 22
Approval certificate Russian **GOST-R**

PRESSURE / TEMPERATURE GRAPH



TECOFI France - 83, Rue Marcel Mérieux 69960 Corbas - FRANCE
Tél. +33 (0) 4 72 79 05 79 - Fax +33 (0) 4 78 90 19 19 / +33 (0) 4 72 79 05 70
Adresses e-mail : sales@tecofi.fr ; tecofi@tecofi.fr / Site web : www.tecofi.fr