

RUBBER EXPANSION JOINT

TECHNICAL PASSPORT

RUBBER EXPANSION JOINT WITH SWIVEL FLANGE

DI 7240N

APPLICATION

- Reduction of mechanical and thermal stress on pipes and related systems : pumps, compressors, motors.
- Absorption of vibrations and noise
- Compensation of axial, lateral and angular movements
- Correction of misalignment of the piping.



Fluids : hot and cold water

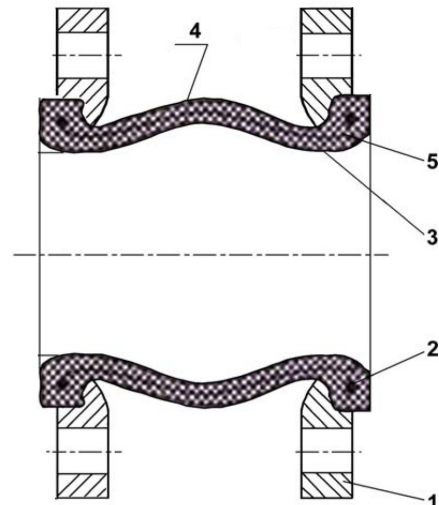
GENERAL CHARACTERISTICS

- Range** : from DN32 to DN600.
 Universal expansion joint consisting of :
 -EPDM elastomer bellows
 -Swivel flanges made of carbon steel zinc plated.
 - Identical face to face for all diameters.



CONSTRUCTION

Pos.	Quantity	Description	Material
1	2	Flange	Zinc plated steel
2	2	Reinforced wire	Steel
3	1	Internal bellow	EPDM
4	1	External bellow	EPDM
5	1	Reinforcement	Nylon tyre cord



STANDARDS

Connection	Flange connection according to standard EN 1092-1 : PN10/16 from DN32 to DN150 PN10 from DN200 to DN600.
Tests	Pressure test according to standards EN12266-1, DIN 3230, BS 5154 and ISO 5208:

PRODUCT APPROVALS



Tecofi France

83 rue Marcel Mérieux - 69960 Corbas
 Tél. +33 (0)4 72 79 05 79 - Fax. +33 (0)4 78 90 19 19
 E-mail : sales@tecofi.fr - www.tecofi.fr



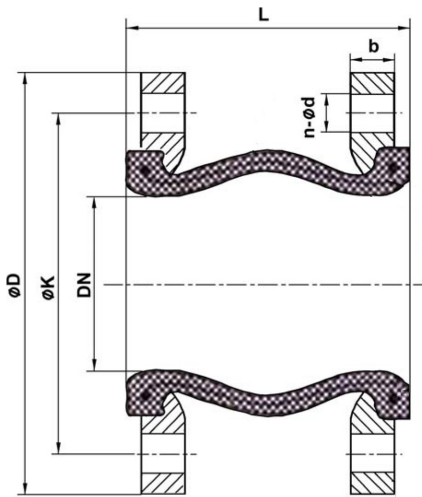
RUBBER EXPANSION JOINT

TECHNICAL PASSPORT

RUBBER EXPANSION JOINT WITH SWIVEL FLANGE

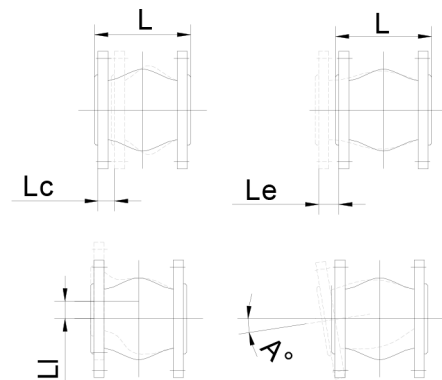
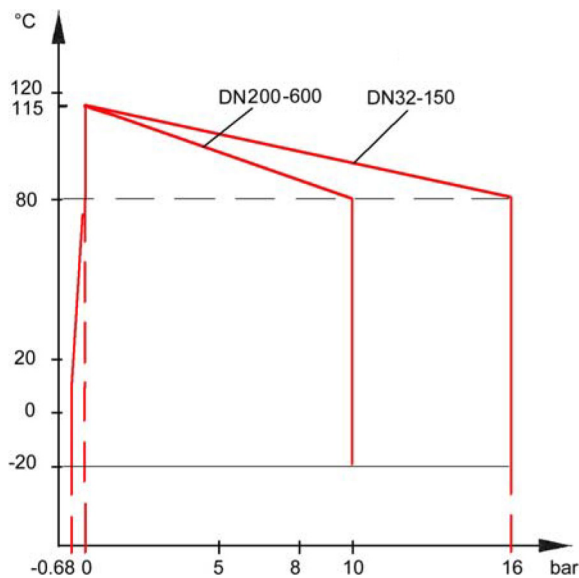
DI 7240N

DIMENSIONS



DN		L	øK	n x ød	øD	b	Lc	Le	Li	A°	Weight (kg)
mm	inch										
32	1"1/4	95	100	4 x ø18	140	15	10	6	10	25	2.93
40	1"1/2	95	110	4 x ø18	150	15	10	6	10	25	3.60
50	2"	105	125	4 x ø18	165	15	10	6	10	25	4.23
65	2"1/2	115	145	4 x ø18	185	15	15	8	12	25	5.21
80	3"	135	160	8 x ø18	200	17	15	8	12	25	6.20
100	4"	135	180	8 x ø18	220	17	20	12	16	15	7.00
125	5"	165	210	8 x ø18	250	19	20	12	16	15	9.53
150	6"	180	240	8 x ø23	285	21	20	12	16	15	12.60
200	8"	205	295	8 x ø23	340	21	20	12	16	15	17.56
250	10"	240	350	12 x ø23	395	23	30	14	25	8	20.00
300	12"	260	400	12 x ø23	445	23	30	14	25	8	25.00
350	14"	265	460	16 x ø23	505	25	30	14	25	8	28.00
400	16"	265	515	16 x ø27	565	25	30	14	25	8	47.00
450	18"	265	565	20 x ø27	615	25	30	14	25	8	49.00
500	20"	265	620	20 x ø27	670	27	30	14	25	8	61.00
600	24"	265	725	20 x ø30	780	27	30	14	25	8	68.00

WORKING CONDITIONS



Lc : Axial compression
 Le: Axial elongation
 Li: Lateral movement
 A°: Angle movement

Tecofi France

83 rue Marcel Mérieux - 69960 Corbas
 Tél. +33 (0)4 72 79 05 79 - Fax. +33 (0)4 78 90 19 19
 E-mail : sales@tecofi.fr - www.tecofi.fr

