

WAFER TYPE DOUBLE PLATE CHECK VALVE

TECHNICAL PASSPORT

DOUBLE PLATE CHECK VALVE CAST IRON BODY BETWEEN FLANGES PN16

CB 3449-EPA

APPLICATION

The swing check valve TECOFI is suitable for non-loaded fluid transfer applications under regular non-pulsating conditions.

Area of use: pumping, water supply, air conditioning system and heating, chemical industry, hydraulic installations.



Fluids: hot water, cold water, all compatible fluids.



ACS

GENERAL CHARACTERISTICS

Range: from DN40 to DN600.

- Double check valve.
- Symmetrical flow with full opening.
- The mounting direction is indicated by the arrow on the body.
- Robust, lightweight and economical construction
- Small face to face dimension requiring no maintenance.
- Low pressure losses.
- Mounting on horizontal or vertical piping.
- Closing assisted by stainless steel spring preventing the propagation of water hammer.

STANDARDS

Design	Design according to standard EN 16767. Meets the requirements of European Directive 2014/68/UE: «Equipment under pressure» modulate H
Face to face	Face to face according to EN 558 serie 16
Connection	Mounting between flanges PN10/16 according to EN1092-1 and ISO7005-1.
Tests	Hydraulic tests according to EN12266-1, DIN 3230, BS 5154 and ISO 5208: - Body : 24 bar - Seat : 17.5 bar

PRODUCT APPROVALS

CE **EAC** **ACS** Health compliance certificate n° 19 ACC LY 532

Tecofi France

83 rue Marcel Mérieux - 69960 Corbas
Tél. +33 (0)4 72 79 05 79 - Fax. +33 (0)4 78 90 19 19
E-mail : sales@tecofi.fr - www.tecofi.fr

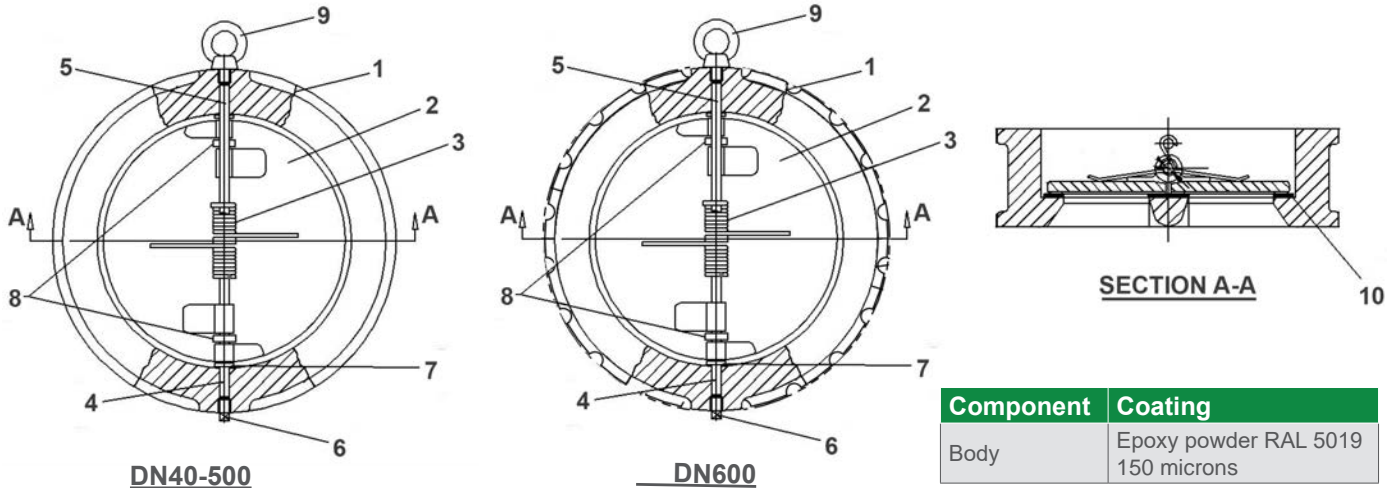


WAFER TYPE DOUBLE PLATE CHECK VALVE

TECHNICAL PASSPORT

CB 3449-EPA

CONSTRUCTION



Component	Coating
Body	Epoxy powder RAL 5019 150 microns

Pos.	Q-ty	Description	Material	Equivalences		
				DIN	ASTM	BS
1	1	Body	Cast iron EN-GJL -250 (DN40-500)	GG25	A48 class 40B	1452 Grade 250
			Ductile iron EN-GJS-400-15 (DN600)	GGG40	A536 65-45-12	1563 EN-JS 1030
2	2	Plate	Stainless steel GX5CrNiMo 19-11-2	G-X6CrNiMo 18 10	A351 Grade CF8M	970 316 S16
3	2	Spring	Stainless steel GX5CrNiMo 19-11-2	G-X6CrNiMo 18 10	A351 Grade CF8M	970 316 S16
4	1	Hinge pin	Stainless steel GX5CrNiMo 19-11-2	G-X6CrNiMo 18 10	A351 Grade CF8M	970 316 S16
5	1	Stop pin	Stainless steel GX5CrNiMo 19-11-2	G-X6CrNiMo 18 10	A351 Grade CF8M	970 316 S16
6	4	Plug	Stainless steel			
7	2	Body bearing	PTFE			
8	2	Spring bearing	PTFE			
9	1	Eye bolt*	Carbon steel			
10	1	Seat	EPDM ACS			

* - Only DN200 and larger have eye bolt

Tecofi France

83 rue Marcel Mérieux - 69960 Corbas
Tél. +33 (0)4 72 79 05 79 - Fax. +33 (0)4 78 90 19 19
E-mail : sales@tecofi.fr - www.tecofi.fr

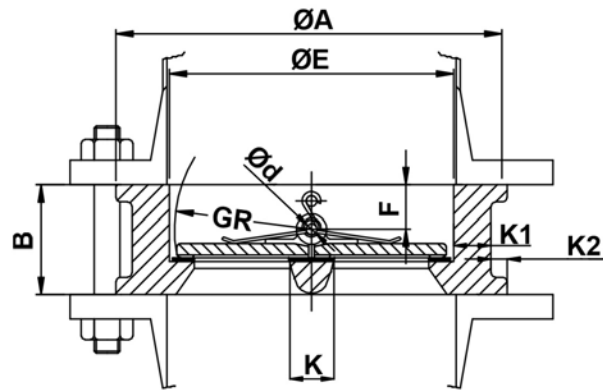
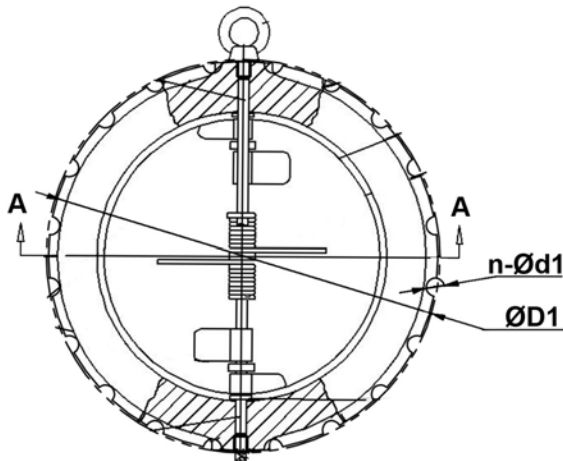


WAFER TYPE DOUBLE PLATE CHECK VALVE

TECHNICAL PASSPORT

CB 3449-EPA

DIMENSIONS



SECTION A-A

DN		Ø A	Ø D1	n-Ød1	ØE	B	GR	F	Ød	K	K1	K2	Weight (kg)
mm	inch												
40	1 1/2"	92	57	-	-	43	25	19	5	12	7	11	1.05
50	2"	107	65	-	-	43	28.8	19	6	17.5	10	12	1.60
65	2 1/2"	127	80	-	-	46	36.1	20	6	18.5	13	11	2.40
80	3"	142	94	-	-	64	43.4	28	6	24.5	14	11	3.75
100	4"	162	117	-	-	64	52.8	27	8	26	14	9	4.85
125	5"	192	145	-	-	70	65.7	30	8	29	14.5	9	6.75
150	6"	218	171	-	-	76	78.6	31	10	31.5	18.5	5.5	9.15
200	8"	273	224	-	-	89	104.4	33	10	36	15	10	15.60
250	10"	328	265	-	-	114	127	50	14	44	18	16	26.95
300	12"	378	310	-	-	114	148.3	43	14	47	19	14.5	36.80
350	14"	438	360	-	-	127	172.4	45	14	50	24	15	55.00
400	16"	488	410	-	-	140	197.4	52	17	53	27	13	73.00
450	18"	538	454	-	-	152	217.8	58	20	60	31	13	99.00
500	20"	592	505	-	-	152	241	58	20	76	31	12	117
600	24"	720	725	20-30	624	178	295.4	73	22	100	28.5	20.5	172

The photographs and technical art works are not contractual. The specifications of the presented products are open to modifications without previous advice.

Tecofi France

83 rue Marcel Mérieux - 69960 Corbas
Tél. +33 (0)4 72 79 05 79 - Fax. +33 (0)4 78 90 19 19
E-mail : sales@tecofi.fr - www.tecofi.fr



WAFER TYPE DOUBLE PLATE CHECK VALVE

TECHNICAL PASSPORT


CB 3449-EPA

WORKING CONDITIONS

Maximum working pressure : 16 bar
Back pressure for sealing : 2 bar
Maximum working temperature : +5°C / 110°C

MOUNTING

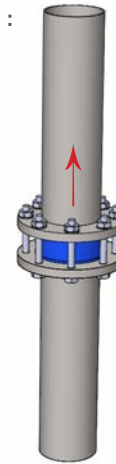
Horizontal :



For horizontal mounting, the axis of the check valve must be vertical.



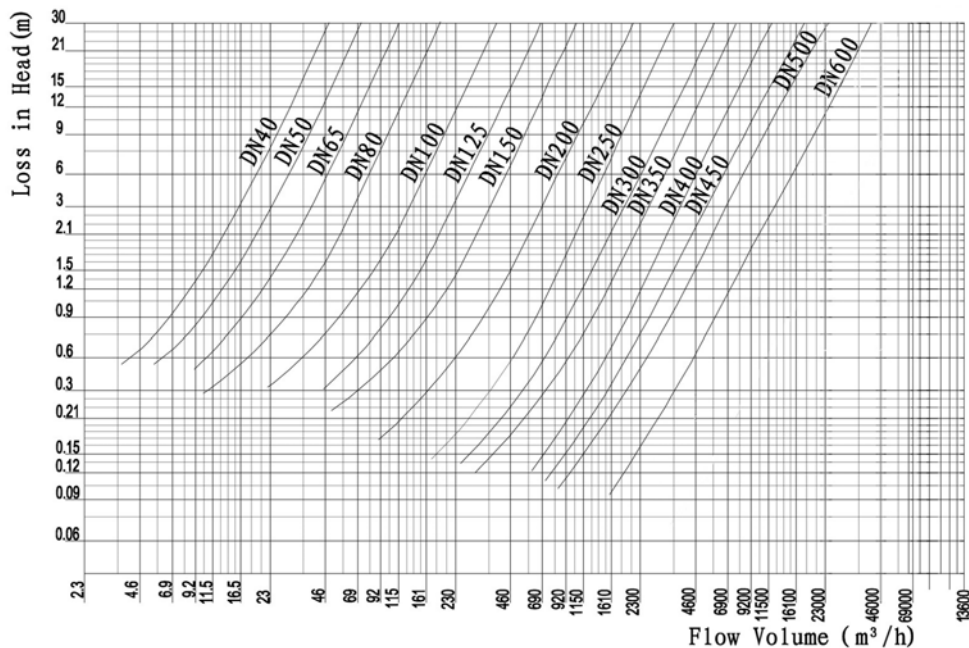
Vertical :



Vertical mounting with ascending fluid.

⚠ During the mounting it is recommended to maintain a distance of 3 to 5 times the minimal diameter upstream and downstream of an elbow or appliance. This makes it possible to stay out of areas of turbulence likely to increase the risk of wear.
At the discharge of a pump, it is advisable to carry out the assembly in accordance with the **FD CEN/TR 13932** standards

HEAD LOSS CHART



Tecofi France

83 rue Marcel Mérieux - 69960 Corbas
Tél. +33 (0)4 72 79 05 79 - Fax. +33 (0)4 78 90 19 19
E-mail : sales@tecofi.fr - www.tecofi.fr

