

FLANGED AXIAL CHECK VALVE

TECHNICAL PASSPORT

FLANGED PN16 AXIAL CHECK VALVE

CA 3242

APPLICATION

Protection of installations against reverse flow.

Area of use: Industries, fluid pumping, water supply, distribution and evacuation of water, etc.



Fluids: clear water, uncharged liquids, non-corrosive products, etc.



GENERAL CHARACTERISTICS

Range: from DN50 to DN600.

- Non return check valve all positions.
- Simple axial guidance prevents blocking of the discs.
- Mounting direction is indicated on the body by an arrow.
- Low cracking pressure.
- Low head losses.
- Simple installation and use.
- Stainless steel return spring for mounting in any position.
- Sealing ensured by flat EPDM gasket.
- Minimum back pressure for sealing: 0.2 bar.

STANDARDS

Design	Design according to EN 12334
Connection	Flanges drilled according to EN 1092-2 and DIN 2501/1 : PN10/16 from DN50 to DN150, PN16 from DN200 to DN300, PN10 from DN350 to DN600.
Tests	Pressure test according to standards EN12266-1, DIN 3230, BS 5154 and ISO 5208: Body : PS x 1.5 bar Seat : PS x 1.1 bar

PRODUCT APPROVALS



Tecofi France

83 rue Marcel Mérieux - 69960 Corbas
Tél. +33 (0)4 72 79 05 79 - Fax. +33 (0)4 78 90 19 19
E-mail : sales@tecofi.fr - www.tecofi.fr



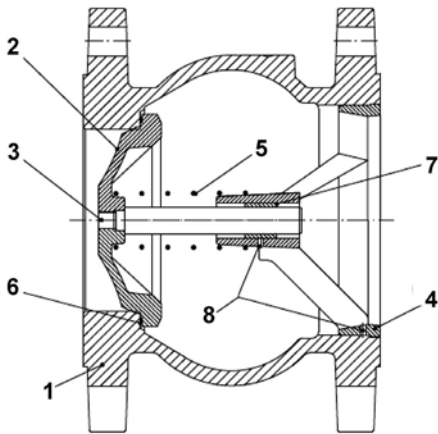
FLANGED AXIAL CHECK VALVE

TECHNICAL PASSPORT

CA 3242

CONSTRUCTION

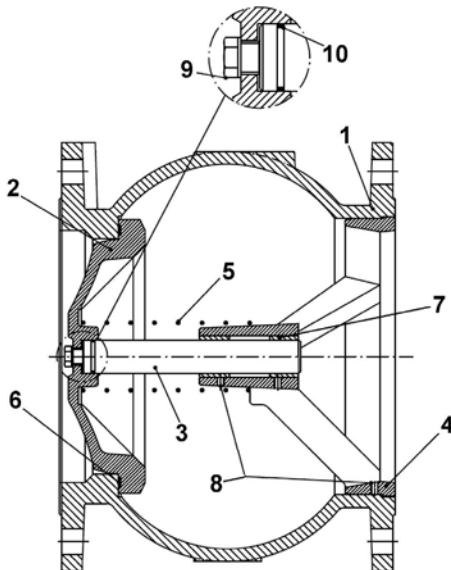
DN50-100



Component	Coating
Body	Epoxy powder RAL 5017 thickness 100µm

Pos.	Description	Material
1	Body	Cast iron EN-GJL-250
2	Disc	Ductile iron EN-GJS-400-15
3	Stem	Stainless steel AISI 304L
4	Guide	Ductile iron EN-GJS-400-15
5	Spring	Stainless steel AISI 302
6	Gasket	EPDM
7	Bushing	Bronze
8	Pin	Stainless steel AISI 304

DN125-300



Component	Coating
Body	Epoxy powder RAL 5017 thickness 100µm

Pos.	Description	Material	
		DN125-200	DN250-300
1	Body	Cast iron EN-GJL-250	Ductile iron EN-GJS-400-15
2	Disc	Ductile iron EN-GJS-400-15	Ductile iron EN-GJS-400-15
3	Stem	Stainless steel AISI 304L	Stainless steel AISI 304
4	Guide	Ductile iron EN-GJS-400-15	Ductile iron EN-GJS-400-15
5	Spring	Stainless steel AISI 302	Stainless steel AISI 302
6	Gasket	EPDM	EPDM
7	Bushing	Bronze	Bronze
8	Pin	Stainless steel AISI 304	Stainless steel AISI 304
9	Nut	Stainless steel AISI 304	Stainless steel AISI 304
10	O-ring	EPDM	EPDM

The photographs and technical art works are not contractual. The specifications of the presented products are open to modifications without previous advice

Tecofi France

83 rue Marcel Mérieux - 69960 Corbas
Tél. +33 (0)4 72 79 05 79 - Fax. +33 (0)4 78 90 19 19
E-mail : sales@tecofi.fr - www.tecofi.fr



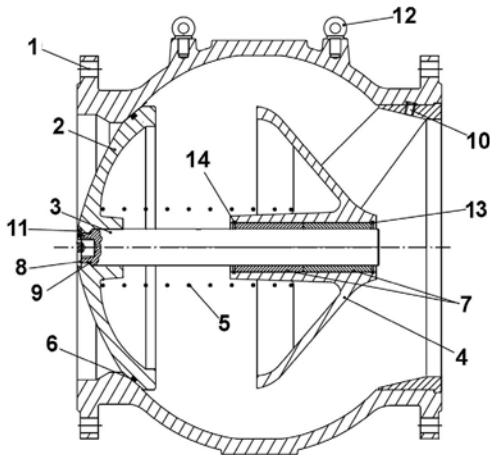
FLANGED AXIAL CHECK VALVE

TECHNICAL PASSPORT

CA 3242

CONSTRUCTION

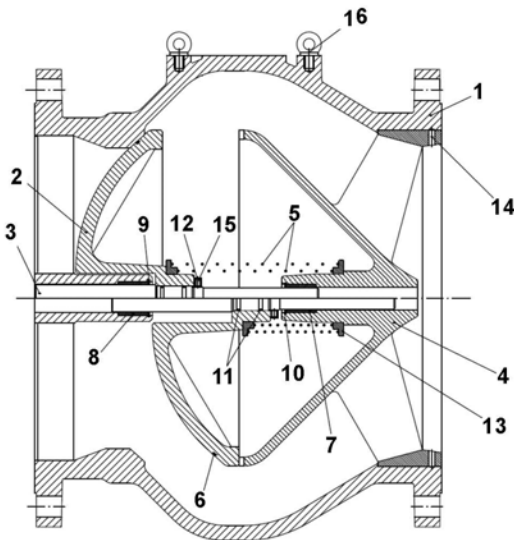
DN350-400



Component	Coating
Body	Epoxy powder RAL 5017 thickness 100µm

Pos.	Description	Material	
		DN350	DN400
1	Body	Cast iron EN-GJL-250	Ductile iron EN-GJS-400-15
2	Disc	Ductile iron EN-GJS-400-15	Ductile iron EN-GJS-400-15
3	Stem	Stainless steel AISI 304L	Stainless steel AISI 316
4	Guide	Ductile iron EN-GJS-400-15	Ductile iron EN-GJS-400-15
5	Spring	Stainless steel AISI 302	Stainless steel AISI 302
6	Gasket	EPDM	EPDM
7	Bushing	Bronze	Bronze
8	Cap	Stainless steel AISI 304L	Steel
9	O-ring	EPDM	EPDM
10	Screw	A4	Stainless steel AISI 304
11	Screw	A4	Stainless steel AISI 304
12	Lifting ring	Steel	Steel
13	Circlip	-	Stainless steel AISI 302
14	Circlip	-	Stainless steel AISI 302

DN450-600



Component	Coating
Body	Epoxy powder RAL 5017 thickness 100µm

Pos.	Description	Material
1	Body	Ductile iron EN-GJS-400-15
2	Disc	Ductile iron EN-GJS-400-15
3	Stem	Stainless steel AISI 304L
4	Guide	Ductile iron EN-GJS-400-15
5	Spring	Stainless steel AISI 302
6	Gasket	EPDM
7	Bushing ring	Bronze
8	Bushing	Bronze
9	Circlip	Stainless steel AISI 302
10	Circlip	Stainless steel AISI 302
11	O-ring	EPDM
12	Nut	Stainless steel AISI 304L
13	Washer	Stainless steel AISI 304L
14	Screw	A4
15	Screw	A4
16	Lifting ring	Steel

Tecofi France

83 rue Marcel Mérieux - 69960 Corbas
Tél. +33 (0)4 72 79 05 79 - Fax. +33 (0)4 78 90 19 19
E-mail : sales@tecofi.fr - www.tecofi.fr

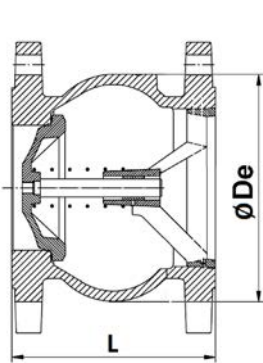


FLANGED AXIAL CHECK VALVE

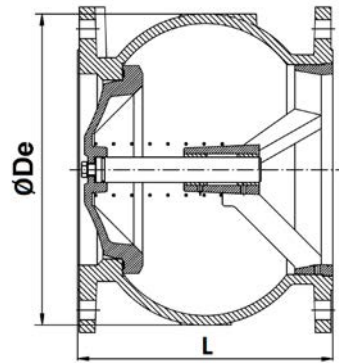
TECHNICAL PASSPORT

CA 3242

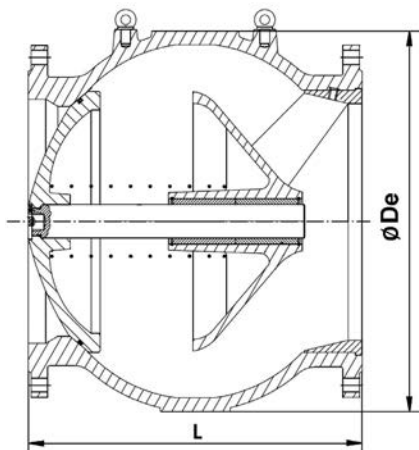
DIMENSIONS



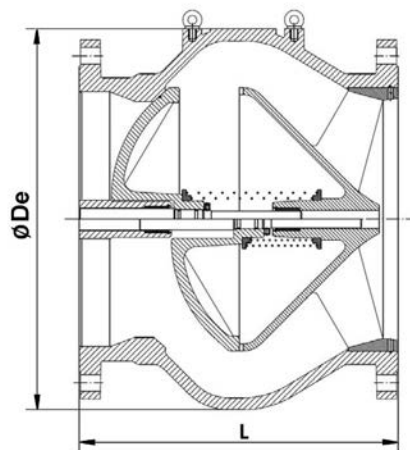
DN50-100



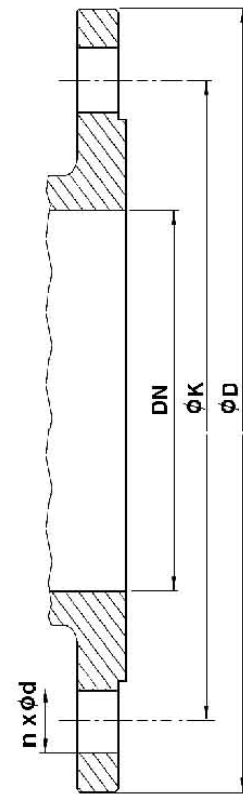
DN125-300



DN350-400



DN450-600



Flange dimensions

DN		L	øDe	øK	øD	n x ød	Weight (kg)
mm	inch						
50	2"	105	104	125	165	4 x 19	5.42
65	2 1/2"	120	127	145	185	4 x 19	8.22
80	3"	140	157	160	200	8 x 19	10.13
100	4"	165	180	180	220	8 x 19	13.53
125	5"	195	215	210	250	8 x 19	19.5
150	6"	230	250	240	285	8 x 23	27.07
200	8"	290	335	295	340	12 x 23	46.8
250	10"	355	410	355	405	12 x 28	77.2
300	12"	400	486	410	460	12 x 28	128
350	14"	480	550	460	505	16 x 23	185
400	18"	550	620	515	565	16 x 27	260
500	20"	670	750	620	670	20 x 26	480
600	24"	750	885	725	780	20 x 30	630

Tecofi France

83 rue Marcel Mérieux - 69960 Corbas
 Tél. +33 (0)4 72 79 05 79 - Fax. +33 (0)4 78 90 19 19
 E-mail : sales@tecofi.fr - www.tecofi.fr



FLANGED AXIAL CHECK VALVE

TECHNICAL PASSPORT

CA 3242

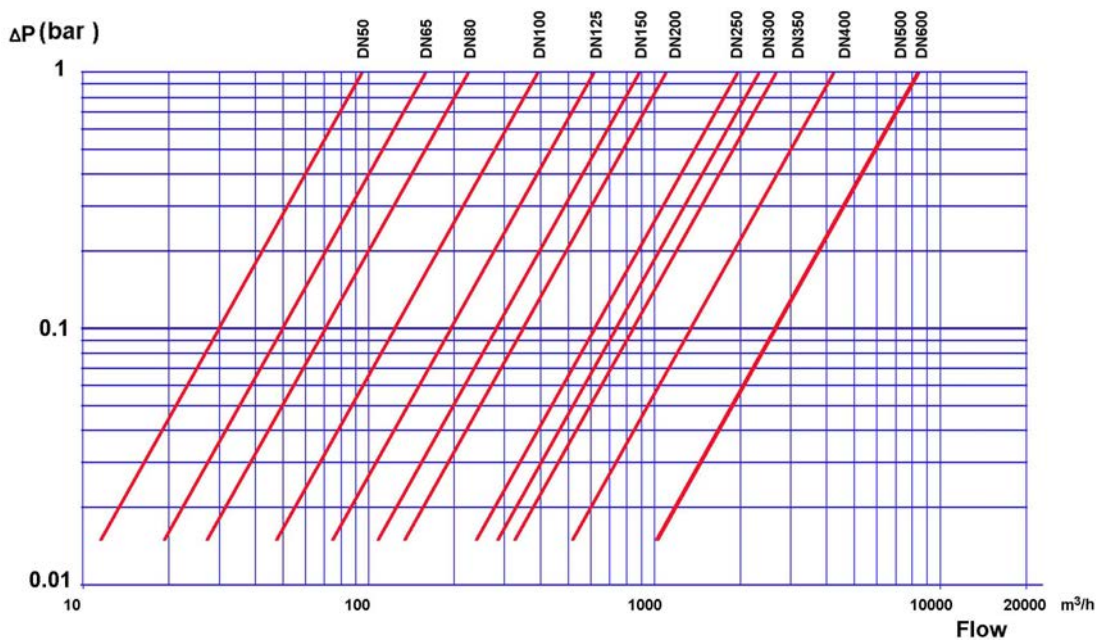
WORKING CONDITIONS

Maximum working pressure : 16 bar from DN50 to DN300
10 bar from DN350 to DN600
Maximum working temperature : -10°C / +120°C

CRACKING PRESSURE. (mbar)

DN	mm	50	65	80	100	125	150	200	250	300	350	400	500	600
	inch	2"	2"1/2	3"	4"	5"	6"	8"	10"	12"	14"	16"	18"	20"
Vertical Position ascending fluid		55	52	52	53	65	66	76	91	90	91	106	114	155
Horizontal position		40	35	34	35	46	48	55	62	58	59	70	72	92

HEAD LOSS DIAGRAMM



Tecofi France

83 rue Marcel Mérieux - 69960 Corbas
Tél. +33 (0)4 72 79 05 79 - Fax. +33 (0)4 78 90 19 19
E-mail : sales@tecofi.fr - www.tecofi.fr

